
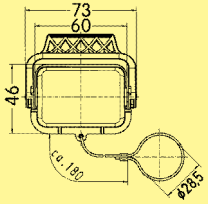

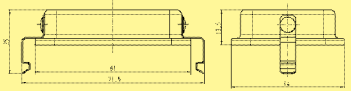


Metal hoods/housings for industrial applications / 1 lever locking system


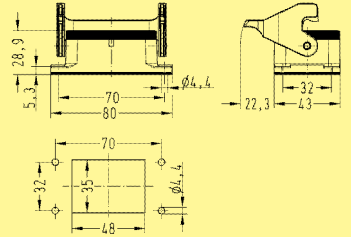

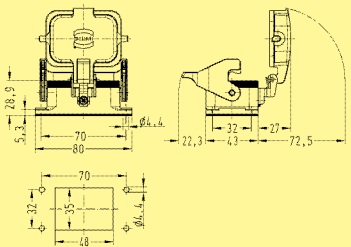
Identification	Image	Part number		Cable entry metric	Drawing	Dimensions in mm
		Low construction	High construction			
Hoods side entry		19 30 006 1540 19 30 006 1541		1 x 20 1 x 25		
side entry			19 30 006 0546 19 30 006 0547	1 x 25 1 x 32		
Hoods top entry		19 30 006 1440		1 x 20		
top entry			19 30 006 0446 19 30 006 0447	1 x 25 1 x 32		
Hoods without cable entry			09 30 006 0801	—		

Han Hoods
Housings


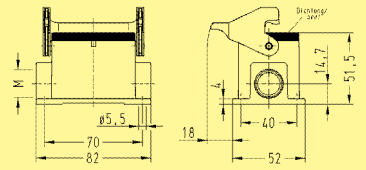

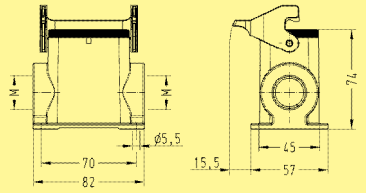

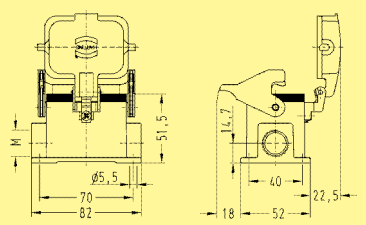

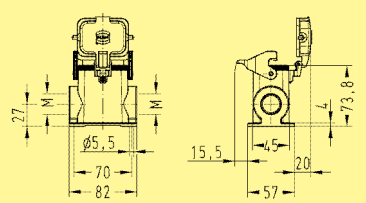

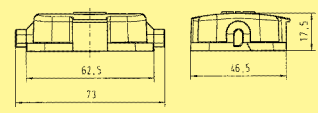

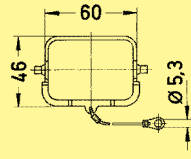
Metal hoods/housings for industrial applications / 1 lever locking system

Identification	Part number	Cable entry	Drawing	Dimensions in mm
Protection covers 	metal 09 30 006 5423	metal 09 30 006 5423		
Dust protection cover 	09 30 006 5401	09 30 006 5401		

Metal hoods/housings for industrial applications / 1 lever locking system


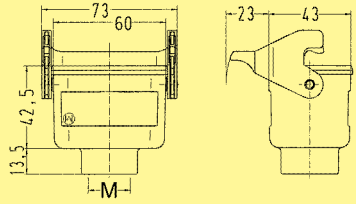

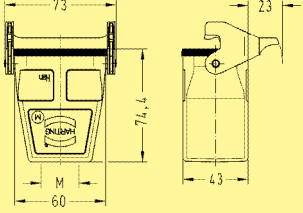

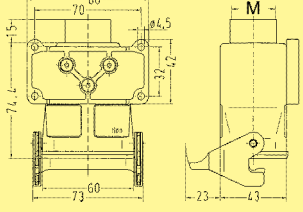

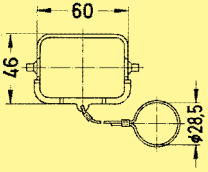
Identification	Part number	Cable entry	Drawing	Dimensions in mm
Housings, bulkhead mounting 	09 30 006 0301			 <p>Panel cut out</p>
	with thermo-plastic cover 09 30 006 0302 with metal cover 09 30 006 0318			 <p>Panel cut out</p>

Metal hoods/housings for industrial applications / 1 lever locking system


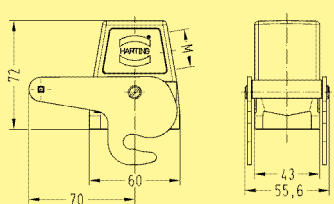
Identification	Image	Part number		Cable entry metric	Drawing	Dimensions in mm
		Low construction	High construction			
Housings, surface mounting		19 30 006 1250 19 30 006 1290		1 x 20 2 x 20		Blind way for one cable entry
side entry			19 30 006 0291 19 30 006 0292	2 x 25 2 x 32		Blind way for one cable entry
side entry		with thermo-plastic cover 19 30 006 1255 with thermo-plastic cover 19 30 006 1295 with metal cover 19 30 006 2255 with metal cover 19 30 006 2295		1 x 20 2 x 20 1 x 20 2 x 20		Blind way for one cable entry
side entry			with thermo-plastic cover 19 30 006 0296 with thermo-plastic cover 19 30 006 0297 with metal cover 19 30 006 7296	2 x 25 2 x 32 2 x 25		Blind way for one cable entry
Protection covers						
Plastic		plastic 09 30 006 5404	plastic 09 30 006 5404			
metal		metal 09 30 006 5425	metal 09 30 006 5425			

Han Hoods Housings


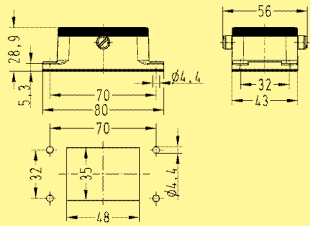
Metal hoods/housings for industrial applications / 1 lever locking system

Identification	Part number	Cable entry		Drawing	Dimensions in mm
		Low construction	High construction		
Hoods, cable to cable top entry 	19 30 006 1750			1 x 20 	
top entry 		19 30 006 0756		1 x 25 	
Flange housings top entry 			19 30 006 0716	1 x 25 	
Protection covers 	metal 09 30 006 5427	metal 09 30 006 5427			

Metal hoods/housings for industrial applications / 1 central locking lever locking system

Identification	Part number	Cable entry metric	Drawing	Dimensions in mm
Hoods side entry 	19 30 006 0586	1 x 25		

Metal hoods/housings for industrial applications / 1 central locking lever locking system

Identification	Part number	Cable entry metric	Drawing	Dimensions in mm
Housings, bulkhead mounting 	09 30 006 0381		 <p>Panel cut out</p>	

Metal hoods/housings for industrial applications / 2 lever locking system

Identification	Part number	Cable entry		Drawing	Dimensions in mm	
		Low construction	High construction			metric
Hoods side entry	19 30 010 1520 19 30 010 1521			1 x 20 1 x 25		
side entry		19 30 010 0527	1 x 32			
Hoods top entry	19 30 010 1420 19 30 010 1421			1 x 20 1 x 25		
top entry		19 30 010 0465	2 x 20			
Hoods without cable entry				—		

Han Hoods
Housings

Metal hoods/housings for industrial applications / 2 lever locking system


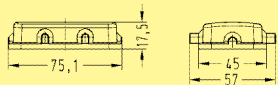
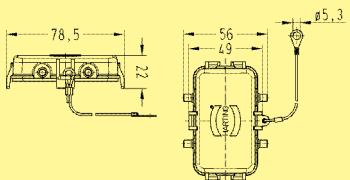

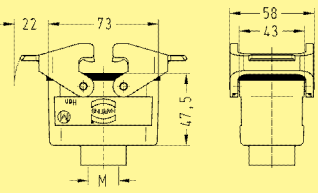

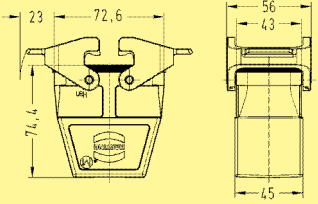

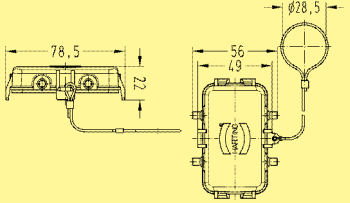
Identification	Part number	Cable entry	Low construction		High construction		Drawing	Dimensions in mm
			Low construction	High construction	Low construction	High construction		
Protection covers			metal 09 30 010 5423	metal 09 30 010 5423				
Protection covers			plastic 09 30 010 5401	plastic 09 30 010 5401				

Metal hoods/housings for industrial applications / 2 lever locking system

Identification	Part number	Cable entry	Low construction		High construction		Drawing	Dimensions in mm
			Low construction	High construction	Low construction	High construction		
Housings, bulkhead mounting	09 30 010 0301							
Housings, surface mounting	19 30 010 1230 19 30 010 1231 19 30 010 1270							
side entry		1 x 20 1 x 25 2 x 20						
side entry				19 30 010 0231 19 30 010 0271 19 30 010 0272		1 x 25 2 x 25 2 x 32		


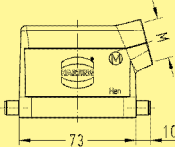
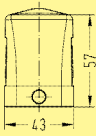

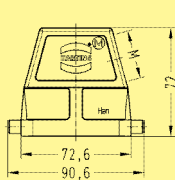
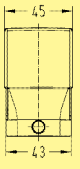

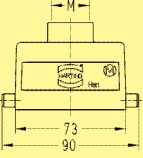
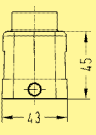

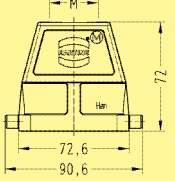
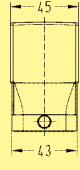

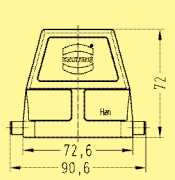
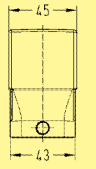

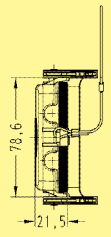
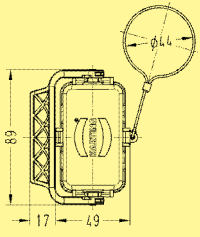
Han Hoods Housings

Metal hoods/housings for industrial applications / 2 lever locking system

Identification	Part number		Cable entry metric	Drawing	Dimensions in mm
	Low construction	High construction			
Protection covers for housings 	plastic 09 30 010 5407	plastic 09 30 010 5407			
	metal 09 30 010 5425	metal 09 30 010 5425			
Hoods, cable to cable top entry 	19 30 010 1730		1 x 20		
top entry 		19 30 010 0736 19 30 010 0737	1 x 25 1 x 32		
Protection covers for hoods cable to cable 	metal 09 30 010 5427	metal 09 30 010 5427			

Han Hoods Housings



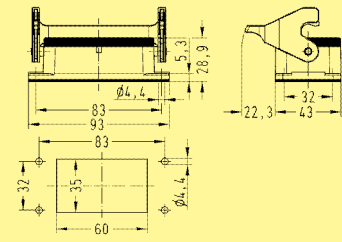
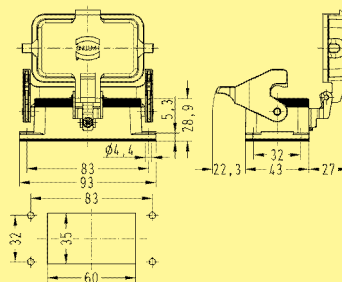
Metal hoods/housings for industrial applications / 1 lever locking system

Identification	Part number		Cable entry metric	Drawing	Dimensions in mm
	Low construction	High construction			
Hoods side entry		19 30 010 1540	1 x 20 1 x 25		
		19 30 010 1541			
side entry		19 30 010 0547	1 x 32		
Hoods top entry		19 30 010 1440	1 x 20 1 x 25		
		19 30 010 1441			
top entry		19 30 010 0447	1 x 32		
Hoods without cable entry			—		
Protection covers		metal 09 30 010 5432	metal 09 30 010 5432		

Han Hoods
Housings

Stock items in bold type

Metal hoods/housings for industrial applications / 1 lever locking system

Identification	Part number		Cable entry metric	Drawing	Dimensions in mm
	Low construction	High construction			
Housings, bulkhead mounting  	09 30 010 0305			 <p>Panel cut out</p>  <p>Panel cut out</p>	
	with thermo-plastic cover 09 30 010 0303 with metal cover 09 30 010 0318				


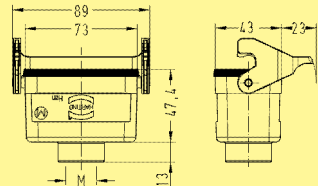

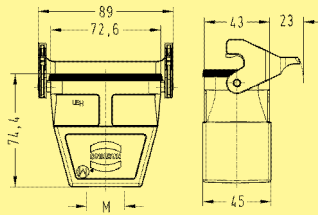
Han Hoods Housings

Metal hoods/housings for industrial applications / 1 lever locking system

Identification	Part number	Cable entry	Drawing	Dimensions in mm	
					Low construction
Housings, surface mounting side entry side entry side entry side entry	19 30 010 1250 19 30 010 1290	1 x 20 2 x 20	 Blind way for one cable entry	82, 94, 53.8, 17, 4, 52, 18, 40	
		19 30 010 0291 19 30 010 0292	2 x 25 2 x 32	 Blind way for one cable entry	82, 94, 15.5, 45, 57, 30, 4, 17
	with thermo-plastic cover 19 30 010 1255 with thermo-plastic cover 19 30 010 1295 with metal cover 19 30 010 2295	1 x 20 2 x 20 2 x 20	 Blind way for one cable entry	82, 94, 53.8, 17, 4, 52, 18, 40, 2.3	
	with thermo-plastic cover 19 30 010 0296 with thermo-plastic cover 19 30 010 0297 with metal cover 19 30 010 7296	2 x 25 2 x 32 2 x 25	 Blind way for one cable entry	82, 94, 15.5, 45, 57, 30, 4, 17, 20	
Protection covers	plastic 09 30 010 5412	plastic 09 30 010 5412	 c.c. 150	17.5, 46.5, 89.5, 69	

Han Hoods Housings

Metal hoods/housings for industrial applications / 1 lever locking system

Identification	Part number		Cable entry metric	Drawing	Dimensions in mm
	Low construction	High construction			
Hoods, cable to cable top entry 	19 30 010 1750		1 x 20		
top entry 		19 30 010 0756	1 x 25		

Han Hoods
Housings

Metal hoods/housings for industrial applications / 2 lever locking system

Identification	Part number		Cable entry metric	Drawing	Dimensions in mm
	Low construction	High construction			
Hoods side entry		19 30 010 1530	1 x 20		
Hoods top entry		19 30 010 1430	1 x 20		
Protection covers		metal 09 30 010 5457	metal 09 30 010 5457		


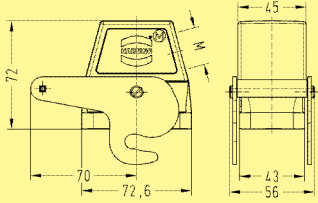
Metal hoods/housings for industrial applications / 2 lever locking system

Identification	Part number		Cable entry metric	Drawing	Dimensions in mm
	Low construction	High construction			
Housings, bulkhead mounting		with thermo-plastic cover 09 30 010 0302			
		with metal cover 09 30 010 0317			


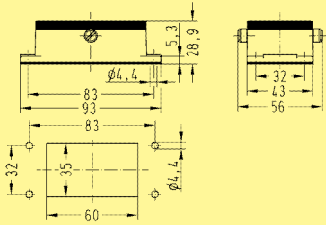
Metal hoods/housings for industrial applications / 2 lever locking system

Identification	Part number	Cable entry		Drawing	Dimensions in mm
		Low construction	High construction		
Housings, surface mounting side entry side entry	with thermo-plastic cover 19 30 010 1225 with thermo-plastic cover 19 30 010 1265				1 x 20 2 x 20 Blind way for one cable entry

Metal hoods/housings for industrial applications / 1 central locking lever locking system


Identification	Part number	Cable entry metric	Drawing	Dimensions in mm
<p>Hoods</p> <p>side entry</p> 	19 30 010 0586	1 x 25		

Metal hoods/housings for industrial applications / 1 central locking lever locking system

Identification	Part number	Cable entry metric	Drawing	Dimensions in mm
<p>Housings, bulkhead mounting</p> 	09 30 010 0381		 <p>Panel cut out</p>	


Compatible connector inserts

Screw terminal
500 V
16 A
Han E®




10 +

Cage-clamp terminal
500 V
16 A
Han® ES
Han® ESS



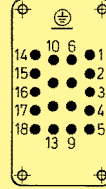
10 +

Crimp terminal
500 V
16 A
Han E®



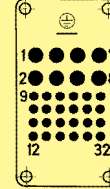
10 +

Crimp terminal
500 V
16 A
Han® EE



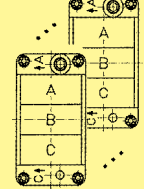
18 +

Crimp terminal
400/160 V
16/10 A
Han-Com®



8/24 +

Crimp terminal/
Screw terminal
50 V - 830 V
10 A - 40 A



Han-Modular +

Features


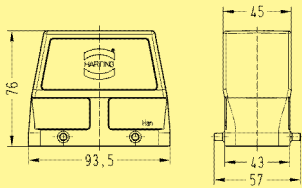

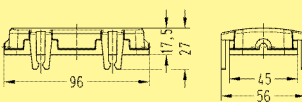

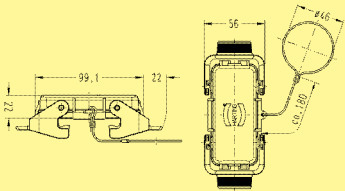
- Angled housing replaces the terminal box
- Space saving and compact design
- The position of the terminal housing can be switched by 90°
- Compatible with standard hoods for single lever
- Locking element Han-Easy Lock®
- Star and delta circuits can be realized in the female connector Han® ESS
- Suitable for standard inserts (see compatible connector inserts)

Metal hoods/housings for industrial applications / 2 lever locking system


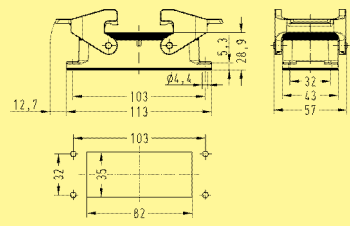

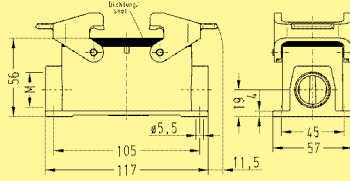

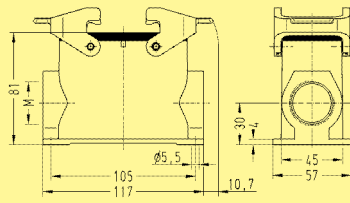

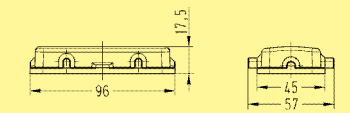

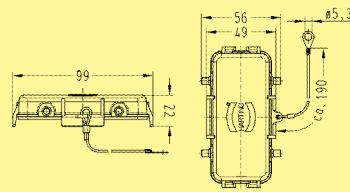
Identification	Part number	Cable entry		Drawing	Dimensions in mm
		Low construction	High construction		
Hoods side entry	19 30 016 1521 19 30 016 1522			1 x 25 1 x 32	
Hoods side entry			19 30 016 0527 19 30 016 0528	1 x 32 1 x 40	
Hoods angled entry			19 30 016 0666	2 x 25	
Hoods top entry	19 30 016 1421 19 30 016 1422			1 x 25 1 x 32	
Hoods top entry			19 30 016 0427 19 30 016 0428	1 x 32 1 x 40	
Hoods top entry			19 30 016 0466	2 x 25	
Hoods side entry			19 30 016 0529	1 x 50	

Han Hoods
Housings

Metal hoods/housings for industrial applications / 2 lever locking system


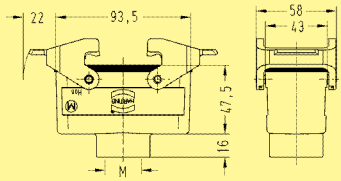

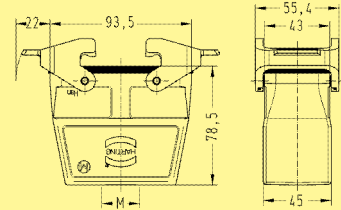

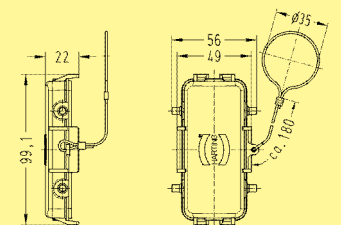
Identification	Part number		Cable entry metric	Drawing	Dimensions in mm
	Low construction	High construction			
<p>Hoods without cable entry</p> 		09 30 016 0801	—		
<p>Dust protection cover</p> 	plastic 09 30 016 5401	plastic 09 30 016 5401			
<p>Protection covers</p> 	metal 09 30 016 5422	metal 09 30 016 5422			

Metal hoods/housings for industrial applications / 2 lever locking system

Identification	Part number		Cable entry metric	Drawing	Dimensions in mm
	Low construction	High construction			
Housings, bulkhead mounting 	09 30 016 0301			 <p>Panel cut out</p>	
Housings, surface mounting side entry 	19 30 016 1231 19 30 016 1271		1 x 25 2 x 25		
side entry 		19 30 016 0232 19 30 016 0271 19 30 016 0272 19 30 016 0273	1 x 32 2 x 25 2 x 32 2 x 40		
Protection covers 	plastic 09 30 016 5405	plastic 09 30 016 5405			
	metal 09 30 016 5425	metal 09 30 016 5425			

Han Hoods Housings

Metal hoods/housings for industrial applications / 2 lever locking system



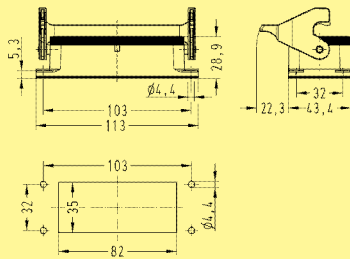
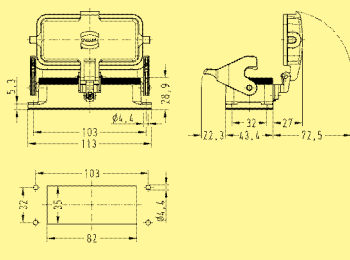
Identification	Part number		Cable entry metric	Drawing	Dimensions in mm
	Low construction	High construction			
Hoods, cable to cable top entry 	19 30 016 1731 19 30 016 1732		1 x 25 1 x 32		
top entry 		19 30 016 0736 19 30 016 0737	1 x 25 1 x 32		
Protection covers 	metal 09 30 016 5426	metal 09 30 016 5426			

Metal hoods/housings for industrial applications / 1 lever locking system

Identification	Image	Part number		Cable entry metric	Drawing	Dimensions in mm
		Low construction	High construction			
Hoods side entry		19 30 016 1541 19 30 016 1542		1 x 25 1 x 32		
side entry			19 30 016 0547 19 30 016 0548	1 x 32 1 x 40		
Hoods top entry		19 30 016 1441 19 30 016 1442		1 x 25 1 x 32		
top entry			19 30 016 0447 19 30 016 0448	1 x 32 1 x 40		
Hoods without cable entry			09 30 016 0803	—		
Protection covers		metal 09 30 016 5432	metal 09 30 016 5432			

Han Hoods
Housings

Metal hoods/housings for industrial applications / 1 lever locking system


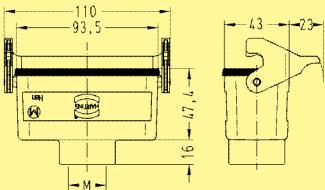

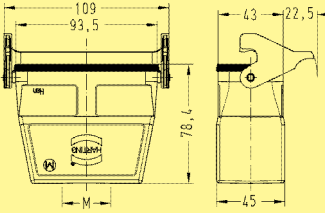
Identification	Part number		Cable entry metric	Drawing	Dimensions in mm
	Low construction	High construction			
Housings, bulkhead mounting  	09 30 016 0307			 <p>Panel cut out</p>  <p>Panel cut out</p>	
	with thermo- plastic cover 09 30 016 0306 with metal cover 09 30 016 0318				

Metal hoods/housings for industrial applications / 1 lever locking system

Identification	Image	Part number		Cable entry metric	Drawing	Dimensions in mm
		Low construction	High construction			
Housings, surface mounting						
side entry		19 30 016 1251 19 30 016 1291		1 x 25 2 x 25		Blind way for one cable entry
side entry			19 30 016 0252 19 30 016 0291 19 30 016 0292	1 x 32 2 x 25 2 x 32		Blind way for one cable entry
side entry		with thermo-plastic cover 19 30 016 1256 with thermo-plastic cover 19 30 016 1296 with metal cover 19 30 016 2296		1 x 25 2 x 25 2 x 25		Blind way for one cable entry
side entry			with thermo-plastic cover 19 30 016 0297 with metal cover 19 30 016 7297	2 x 32 2 x 32		Blind way for one cable entry

Han Hoods Housings

Metal hoods/housings for industrial applications / 1 lever locking system


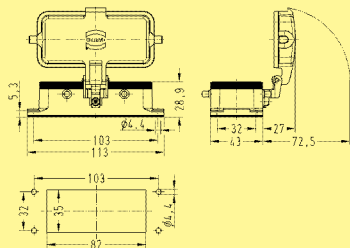

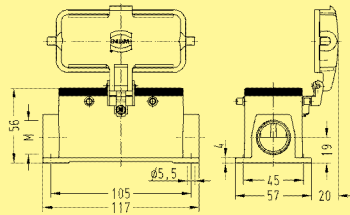

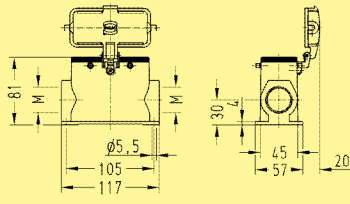
Identification	Part number		Cable entry metric	Drawing	Dimensions in mm
	Low construction	High construction			
Hoods, cable to cable top entry 	19 30 016 1751 19 30 016 1752		1 x 25 1 x 32		
top entry 		19 30 016 0757	1 x 32		

Metal hoods/housings for industrial applications / 2 lever locking system

Identification	Part number		Cable entry metric	Drawing	Dimensions in mm
	Low construction	High construction			
Hoods side entry		19 30 016 1531	1 x 25		
side entry			19 30 016 0537 19 30 016 0538		
Hoods top entry		19 30 016 1431 19 30 016 1432	1 x 25 1 x 32		
top entry			19 30 016 0437 19 30 016 0438		
Hoods flat cable entry Set of seals see chapter 95			09 30 016 4431		

Han Hoods
Housings

Metal hoods/housings for industrial applications / 2 lever locking system


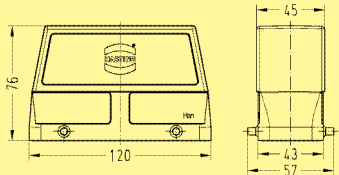

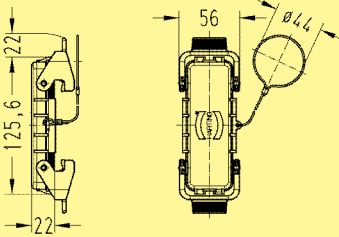

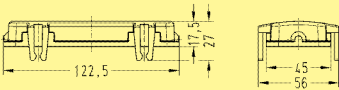
Identification	Part number		Cable entry metric	Drawing	Dimensions in mm
	Low construction	High construction			
<p>Housings, bulkhead mounting</p> 	<p>with thermo-plastic cover 09 30 016 0302 with metal cover 09 30 016 0317</p>			 <p>Panel cut out</p>	
<p>Housings, surface mounting</p> <p>side entry</p> 	<p>with thermo-plastic cover 19 30 016 1226 with thermo-plastic cover 19 30 016 1266</p>		<p>1 x 25</p> <p>2 x 25</p>	 <p>Blind way for one cable entry</p>	
<p>side entry</p> 		<p>with thermo-plastic cover 19 30 016 0267</p>	<p>2 x 32</p>	 <p>Blind way for one cable entry</p>	

Metal hoods/housings for industrial applications / 2 lever locking system


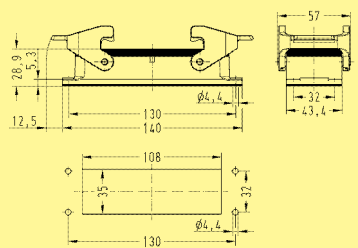

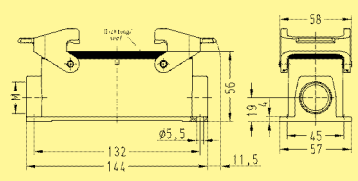

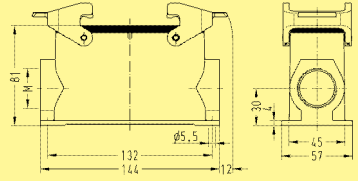

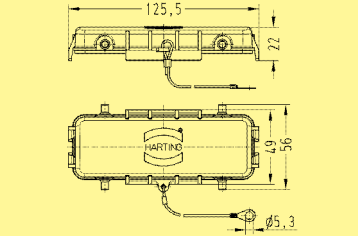

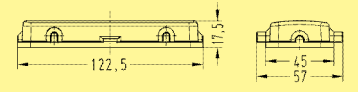
Identification	Part number	Cable entry		Drawing	Dimensions in mm			
		Low construction	High construction			metric		
Hoods side entry side entry angled entry	19 30 024 1521 19 30 024 1522			1 x 25 1 x 32				
						19 30 024 0527 19 30 024 0528	1 x 32 1 x 40	
Hoods top entry top entry top entry	19 30 024 1422			1 x 32				
						19 30 024 0427 19 30 024 0428	1 x 32 1 x 40	
Hoods side entry				1 x 50				

Han Hoods
Housings

Metal hoods/housings for industrial applications / 2 lever locking system


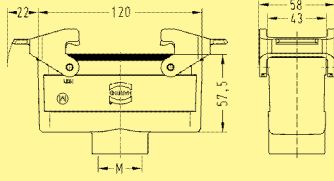

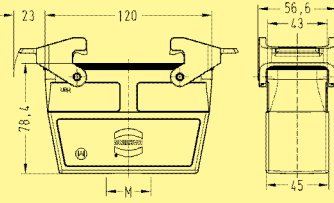

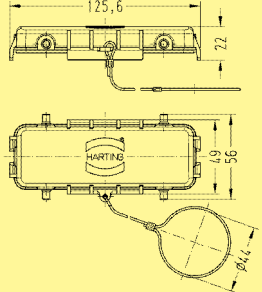
Identification	Part number		Cable entry metric	Drawing	Dimensions in mm
	Low construction	High construction			
<p>Hoods</p> <p>without cable entry</p> 		09 30 024 0801	—		
<p>Protection covers</p> 	metal 09 30 024 5422	metal 09 30 024 5422			
<p>Dust protection cover</p> 	plastic 09 30 024 5401	plastic 09 30 024 5401			

Metal hoods/housings for industrial applications / 2 lever locking system

Identification	Part number		Cable entry metric	Drawing	Dimensions in mm
	Low construction	High construction			
Housings, bulkhead mounting 	09 30 024 0301			 <p>Panel cut out</p>	
Housings, surface mounting side entry 	19 30 024 1231 19 30 024 1271		1 x 25 2 x 25	 <p>Blind way for one cable entry</p>	
side entry 			1 x 32 2 x 32 2 x 40	 <p>Blind way for one cable entry</p>	
Protection covers 	metal 09 30 024 5425	metal 09 30 024 5425			
Protection covers 	plastic 09 30 024 5405	plastic 09 30 024 5405			

Han Hoods
Housings

Metal hoods/housings for industrial applications / 2 lever locking system



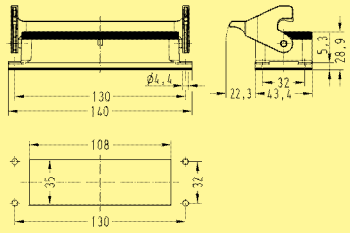
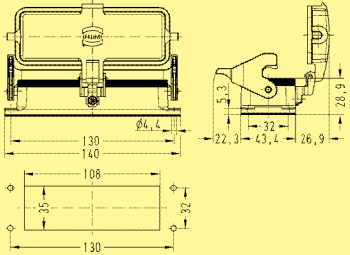
Identification	Part number		Cable entry metric	Drawing	Dimensions in mm
	Low construction	High construction			
Hoods, cable to cable top entry 	19 30 024 1732		1 x 32		
top entry 		19 30 024 0737 19 30 024 0738	1 x 32 1 x 40		
Protection covers 	metal 09 30 024 5426	metal 09 30 024 5426			

Metal hoods/housings for industrial applications / 1 lever locking system


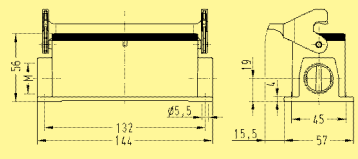

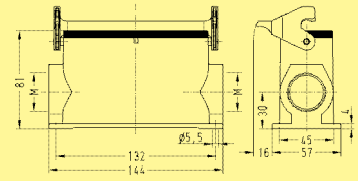

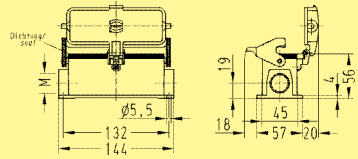

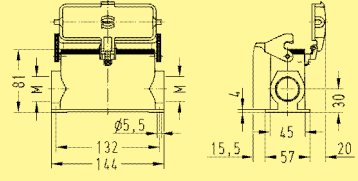
Identification	Image	Part number		Cable entry metric	Drawing	Dimensions in mm
		Low construction	High construction			
Hoods side entry		19 30 024 1541 19 30 024 1542		1 x 25 1 x 32		
side entry			19 30 024 0547 19 30 024 0548	1 x 32 1 x 40		
Hoods top entry		19 30 024 1442		1 x 32		
top entry			19 30 024 0447 19 30 024 0448	1 x 32 1 x 40		
Hoods without cable entry			09 30 024 0803	—		
Protection covers		metal 09 30 024 5432	metal 09 30 024 5432			

Han Hoods
Housings

Metal hoods/housings for industrial applications / 1 lever locking system


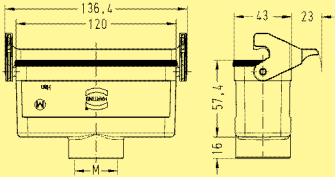

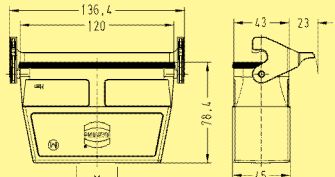

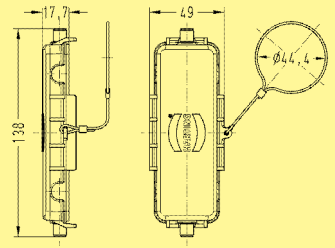
Identification	Part number		Cable entry metric	Drawing	Dimensions in mm
	Low construction	High construction			
Housings, bulkhead mounting  	09 30 024 0307			 <p>Panel cut out</p>  <p>Panel cut out</p>	
	with thermo-plastic cover 09 30 024 0304 with metal cover 09 30 024 0318				

Metal hoods/housings for industrial applications / 1 lever locking system

Identification	Part number	Cable entry		Drawing	Dimensions in mm
		Low construction	High construction		
Housings, surface mounting side entry 	19 30 024 1251 19 30 024 1291			1 x 25 2 x 25	 Blind way for one cable entry
side entry 			19 30 024 0292	2 x 32	 Blind way for one cable entry
side entry 	with thermo-plastic cover 19 30 024 1256 with thermo-plastic cover 19 30 024 1296 with metal cover 19 30 024 2296			1 x 25 2 x 25 2 x 25	 Blind way for one cable entry
side entry 			with thermo-plastic cover 19 30 024 0297 with metal cover 19 30 024 7297	2 x 32 2 x 32	 Blind way for one cable entry

Han Hoods Housings

Metal hoods/housings for industrial applications / 1 lever locking system


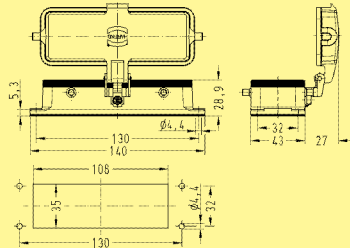

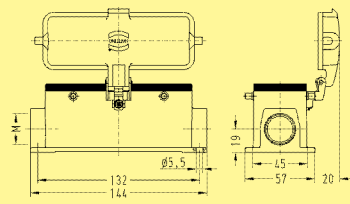

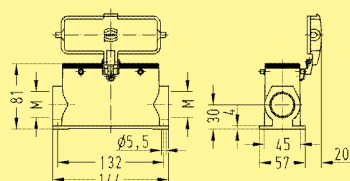
Identification	Part number		Cable entry metric	Drawing	Dimensions in mm
	Low construction	High construction			
Hoods, cable to cable top entry 	19 30 024 1752		1 x 32		
top entry 		19 30 024 0757	1 x 32		
Protection covers 	metal 09 30 024 5436	metal 09 30 024 5436			

Metal hoods/housings for industrial applications / 2 lever locking system


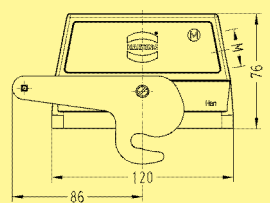
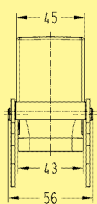

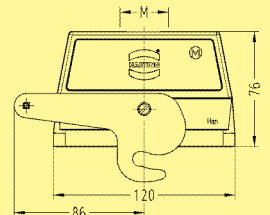
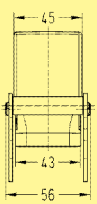
Identification	Part number		Cable entry metric	Drawing	Dimensions in mm
	Low construction	High construction			
Hoods side entry		19 30 024 1531	1 x 25		
Hoods top entry		19 30 024 1432	1 x 32		
Protection covers		metal 09 30 024 5442	metal 09 30 024 5442		

Han Hoods
Housings


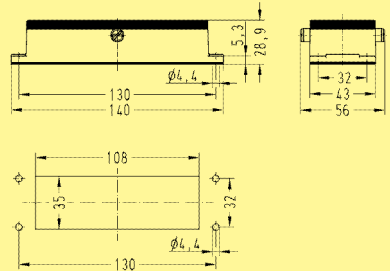
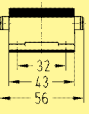

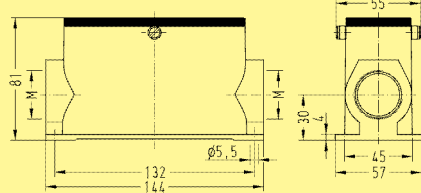
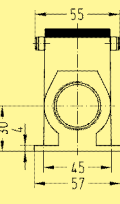
Metal hoods/housings for industrial applications / 2 lever locking system

Identification	Part number		Cable entry metric	Drawing	Dimensions in mm
	Low construction	High construction			
Housings, bulkhead mounting 					 <p>Panel cut out</p>
Housings, surface mounting side entry 	with thermo-plastic cover 09 30 024 0302 with metal cover 09 30 024 0317				 <p>Blind way for one cable entry</p>
side entry 				1 x 25 2 x 25 2 x 32	 <p>Blind way for one cable entry</p>


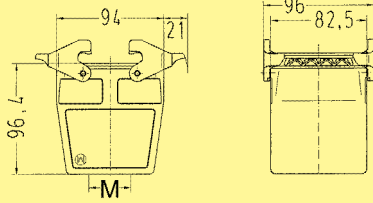
Metal hoods/housings for industrial applications / 1 central locking lever locking system

Identification	Part number	Cable entry metric	Drawing	Dimensions in mm
Hoods side entry 	19 30 024 0586 19 30 024 0587 19 30 024 0588	1 x 25 1 x 32 1 x 40		
Hoods top entry 	19 30 024 0487	1 x 32		

Metal hoods/housings for industrial applications / 1 central locking lever locking system

Identification	Part number	Cable entry metric	Drawing	Dimensions in mm
Housings, bulkhead mounting 	09 30 024 0381		 <p>Panel cut out</p>	
Housings, surface mounting side entry 	19 30 024 0282	2 x 32		
Han Hoods Housings				

Metal hoods/housings for industrial applications / 2 lever locking system

Identification	Part number	Cable entry metric	Drawing	Dimensions in mm
<p>Hoods, cable to cable</p> <p>top entry</p> 	<p>19 30 032 0738</p>	<p>1 x 40</p>		

Han Hoods
Housings

* usable for two inserts of size 16 B
Stock items in bold type

Metal hoods/housings for industrial applications / 1 lever locking system

Identification		Part number	Cable entry metric	Drawing	Dimensions in mm
Hoods side entry		19 30 048 0548 19 30 048 0549	1 x 40 1 x 50		
Hoods top entry		19 30 048 0448 19 30 048 0449	1 x 40 1 x 50		

Metal hoods/housings for industrial applications / 1 lever locking system

Identification		Part number	Cable entry metric	Drawing	Dimensions in mm
Housings, bulkhead mounting		with thermo-plastic cover 09 30 048 0301 with metal cover 09 30 048 0317			Panel cut out
Housings, surface mounting side entry		19 30 048 0292 19 30 048 0293	2 x 32 2 x 40		Blind way
side entry		with thermo-plastic cover 19 30 048 0298	2 x 40		Blind way

Han Hoods Housings

* usable for two inserts of size 24 B
Stock items in bold type